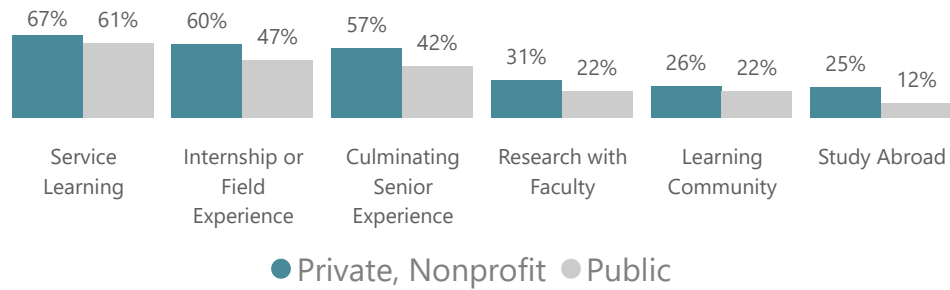
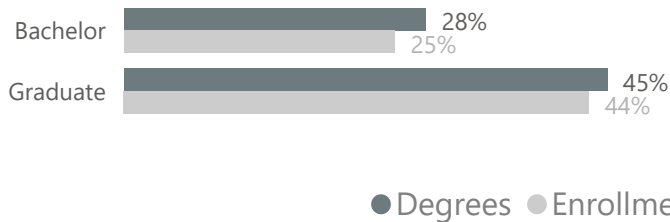


Private, Nonprofit Colleges Are **Effective**

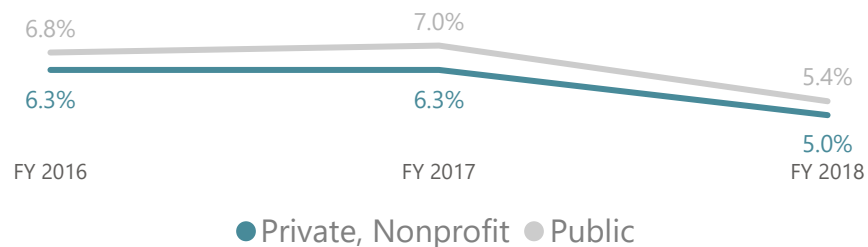
Share of Students with Impactful Experience, 4-Year Colleges, 2019-20



Share of Degrees Awarded by Private, Nonprofit Colleges, 2020-21



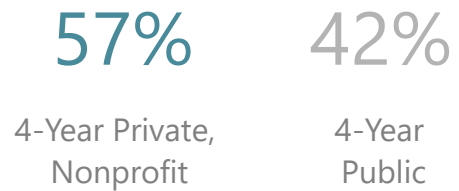
National Cohort Default Rates, 4-Year Colleges, Fiscal Years 2016-2018



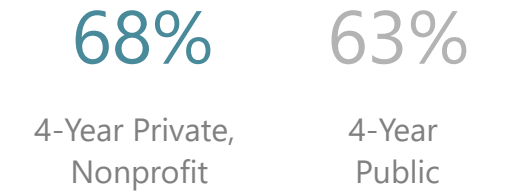
Share of Private, Nonprofit Colleges Offering Alternative Learning Options, 2020-21

- 79% Distance Learning
- 74% AP Credit
- 65% Dual Credit
- 41% Weekend/Night Classes
- 41% Life Experience Credit
- 50% Military Training Credit

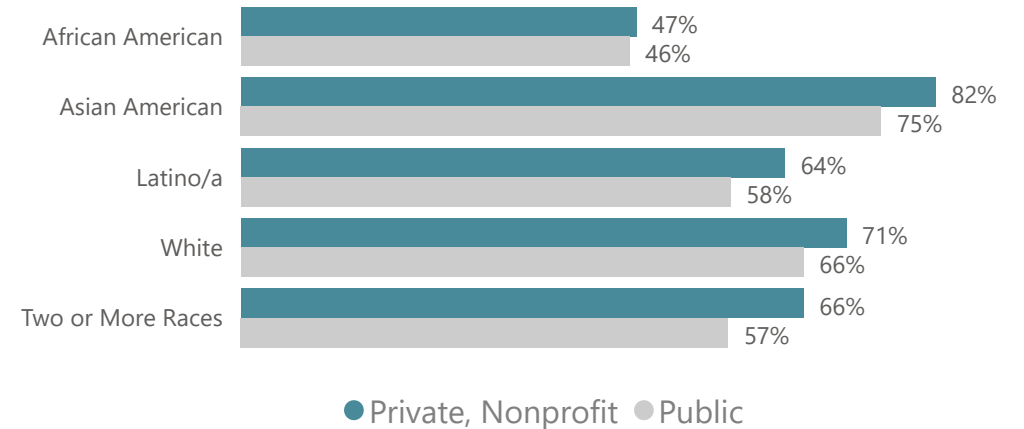
4-Year Graduation Rates




6-Year Graduation Rates



6-Year Graduation Rates by Race/Ethnicity, 4-Year Colleges



6-Year Graduation Rates, Pell Grant Recipients, 4-Year Colleges



Sources: U.S. Department of Education, National Center for Education Statistics, IPEDS Completions and 12-Month Unduplicated Enrollment components, 2020-21; Office of Federal Student Aid, Official National Cohort Default Rate, FY 16-18; Graduation Rates for Selected Cohorts, 2012-17; 2020 National Survey of Student Engagement; Digest of Education Statistics, 2021